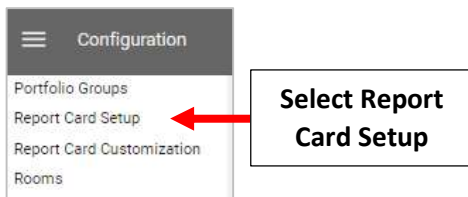


Configure Report Card Default Formula for Final Grade

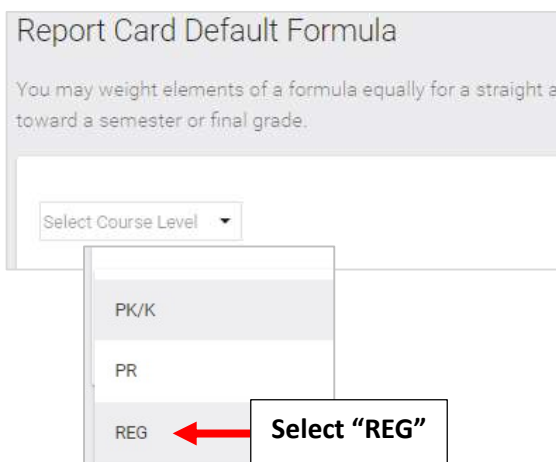
Once logged into FACTS please Select **System > Configuration > Report Card Setup**



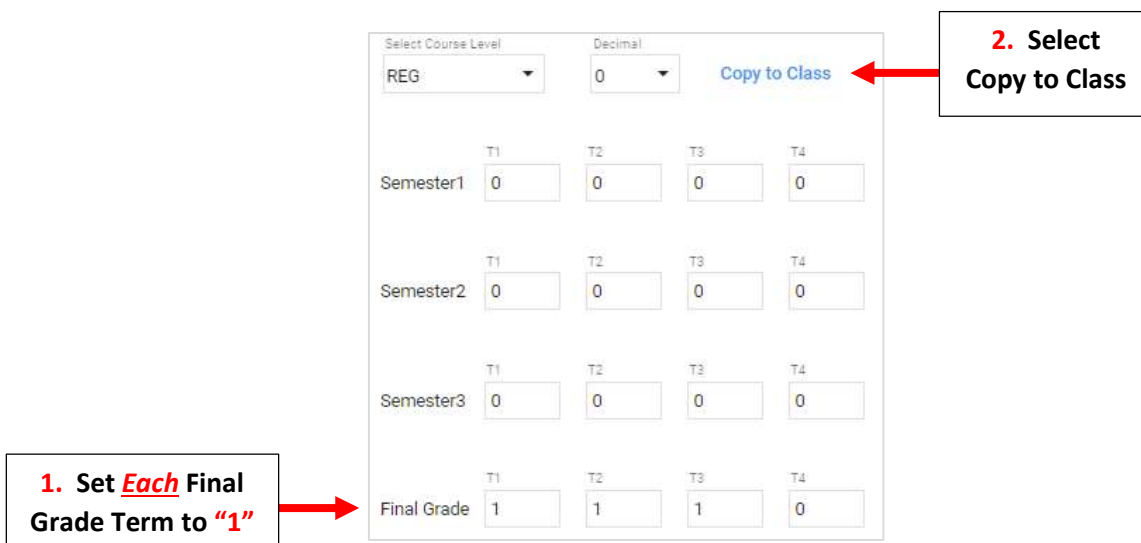
Select **Default Formula**



Select **"REG"** from the Select **Course Level** Dropdown



Set **Each** Final Grade Term to **"1"** and Select **Copy to Class**



Place a **Checkmark** by all desired classes and Click **Copy**. The selected classes will display the saved default formula

1. Set Each Final Grade Term to "1"

Copy To Classes

REG

Q Search by class

☒

1 ELA-A

☒

1 MATH-A

☒

1 REL-A

☒

1 SCI-A

☒

1 SS-A

☒

2 ELA-A

☒

2 MATH-A

☒

2 REL-A

☒

2 SCI-A

☒

2 SS-A

☒

3 ELA-A

☒

3 MATH-A

☒

3 REL-A

☒

3 SCI-A

☒

3 SS-A

☐

4 ELA-A

☐

4 MATH-A

☐

4 REL-A

☐

4 SCI-A

☐

4 SS-A

☐

5 ELA-A

☐

5 MATH-A

☐

5 REL-A

Cancel Copy

2. Click Copy

Report Card Default Formula

You may weight elements of a formula equally for a straight average, or you may use various ratios to determine the weight of each element toward a semester or final grade.

Select Course Level	Decimal							
REG	0	Copy to Class						
Semester1	T1	T2	T3	T4	T5	T6	EXAM1	
	0	0	0	0	0	0	0	
Semester2	T1	T2	T3	T4	T5	T6	EXAM2	
	0	0	0	0	0	0	0	
Semester3	T1	T2	T3	T4	T5	T6		
	0	0	0	0	0	0		
Final Grade	T1	T2	T3	T4	T5	T6	EXAM1	EXAM2
	1	1	1	0	0	0	0	0

